

I2012CHIP*Author:* Ivex*Source:* SURFACE MOUNT DESIGN AND LAND PATTERN

STANDARD SUBSECTION 8.3 (PAGE 3 OF 4)

Size: 3.6 x 1.6 mm

Scale 2:1



PIN(s)	PAD			
	TYPE	SHAPE	SIZE	HOLE
1-2	SMT	Square	1 mm	---

I3216CHIP*Author:* Ivex*Source:* SURFACE MOUNT DESIGN AND LAND PATTERN

STANDARD SUBSECTION 8.3 (PAGE 3 OF 4)

Size: 4.9 x 2.2 mm

Scale 2:1



PIN(s)	PAD			
	TYPE	SHAPE	SIZE	HOLE
1-2	SMT	Rect	1.3 x 1.6 mm	---

I4516CHIP*Author:* Ivex*Source:* SURFACE MOUNT DESIGN AND LAND PATTERN

STANDARD SUBSECTION 8.3 (PAGE 3 OF 4)

Size: 6.4 x 1.6 mm

Scale 2:1



PIN(s)	PAD			
	TYPE	SHAPE	SIZE	HOLE
1-2	SMT	Rect	1.6 x 1 mm	---

I2825PREC*Author:* Ivex*Source:* SURFACE MOUNT DESIGN AND LAND PATTERN

STANDARD SUBSECTION 8.3 (PAGE 3 OF 4)

Size: 4.4 x 3 mm

Scale 2:1



PIN(s)	PAD			
	TYPE	SHAPE	SIZE	HOLE
1-2	SMT	Rect	1.4 x 2.4 mm	---

I3225PREC*Author:* Ivex*Source:* SURFACE MOUNT DESIGN AND LAND PATTERN

STANDARD SUBSECTION 8.3 (PAGE 3 OF 4)

Size: 5.2 x 2.6 mm

Scale 2:1




PIN(s)	PAD			
	TYPE	SHAPE	SIZE	HOLE
1-2	SMT	Rect	1.8 x 2 mm	---

I4532PREC*Author:* Ivex*Source:* SURFACE MOUNT DESIGN AND LAND PATTERN

STANDARD SUBSECTION 8.3 (PAGE 3 OF 4)

Size: 6.4 x 4.2 mm

Scale 2:1



PIN(s)	PAD			
	TYPE	SHAPE	SIZE	HOLE
1-2	SMT	Rect	1.8 x 3.6 mm	---

I5038PREC*Author:* Ivex*Source:* SURFACE MOUNT DESIGN AND LAND PATTERN

STANDARD SUBSECTION 8.3 (PAGE 3 OF 4)

Size: 6.4 x 3.4 mm

Scale 2:1



PIN(s)	PAD			
	TYPE	SHAPE	SIZE	HOLE
1-2	SMT	Rect	1.4 x 2.8 mm	---

I3225/3230MOLD*Author:* Ivex*Source:* SURFACE MOUNT DESIGN AND LAND PATTERN

STANDARD SUBSECTION 8.3 (PAGE 3 OF 4)

Size: 5 x 2.8 mm

Scale 2:1



PIN(s)	PAD			
	TYPE	SHAPE	SIZE	HOLE
1-2	SMT	Rect	1.6 x 2.2 mm	---

I4025MOLD*Author:* Ivex*Source:* SURFACE MOUNT DESIGN AND LAND PATTERN

STANDARD SUBSECTION 8.3 (PAGE 3 OF 4)

Size: 6 x 2 mm

Scale 2:1



PIN(s)	PAD			
	TYPE	SHAPE	SIZE	HOLE
1-2	SMT	Rect	2.2 x 1.4 mm	---

I4532MOLD*Author:* Ivex*Source:* SURFACE MOUNT DESIGN AND LAND PATTERN

STANDARD SUBSECTION 8.3 (PAGE 3 OF 4)

Size: 6.4 x 3 mm

Scale 2:1



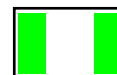
PIN(s)	PAD			
	TYPE	SHAPE	SIZE	HOLE
1-2	SMT	Rect	2 x 2.4 mm	---

I5650MOLD*Author:* Ivex*Source:* SURFACE MOUNT DESIGN AND LAND PATTERN

STANDARD SUBSECTION 8.3 (PAGE 3 OF 4)

Size: 7.4 x 4.6 mm

Scale 2:1



PIN(s)	PAD			
	TYPE	SHAPE	SIZE	HOLE
1-2	SMT	Rect	1.8 x 4 mm	---

I8530MOLD*Author:* Ivex*Source:* SURFACE MOUNT DESIGN AND LAND PATTERN

STANDARD SUBSECTION 8.3 (PAGE 3 OF 4)

Size: 10.4 x 2 mm

Scale 2:1



PIN(s)	PAD			
	TYPE	SHAPE	SIZE	HOLE
1-2	SMT	Rect	2.4 x 1.4 mm	---

TC3216*Author:* Ivex*Source:* SURFACE MOUNT DESIGN AND LAND PATTERN

STANDARD SUBSECTION 8.4 (PAGE 3 OF 4)

Size: 5.3 x 1.8 mm

Scale 2:1



PIN(s)	PAD			
	TYPE	SHAPE	SIZE	HOLE
1-2	SMT	Rect	1.9 x 1.2 mm	---

TC53284.6*Author:* Ivex*Source:* SURFACE MOUNT DESIGN AND LAND PATTERN

STANDARD SUBSECTION 8.4 (PAGE 3 OF 4)

Size: 5.5 x 2.8 mm

Scale 2:1



PIN(s)	PAD			
	TYPE	SHAPE	SIZE	HOLE
1-2	SMT	Rect	1.9 x 2.2 mm	---

TC6032*Author:* Ivex*Source:* SURFACE MOUNT DESIGN AND LAND PATTERN

STANDARD SUBSECTION 8.4 (PAGE 3 OF 4)

Size: 8.1 x 2.8 mm

Scale 2:1



PIN(s)	PAD			
	TYPE	SHAPE	SIZE	HOLE
1-2	SMT	Rect	2.5 x 2.2 mm	---

TC7343*Author:* Ivex*Source:* SURFACE MOUNT DESIGN AND LAND PATTERN

STANDARD SUBSECTION 8.4 (PAGE 3 OF 4)

Size: 9.5 x 3 mm

Scale 2:1



PIN(s)	PAD			
	TYPE	SHAPE	SIZE	HOLE
1-2	SMT	Rect	2.5 x 2.4 mm	---

MELF-SOD-80*Author:* Ivex*Source:* SURFACE MOUNT DESIGN AND LAND PATTERN
STANDARD SUBSECTION 8.5 (PAGE 3 OF 4)*Size:* 5.4 x 5.4 mm


Scale 2:1



PIN(s)	PAD			
	TYPE	SHAPE	SIZE	HOLE
1-2	SMT	Rect	1.4 x 4.8 mm	---

MELF-SOD-87*Author:* Ivex*Source:* SURFACE MOUNT DESIGN AND LAND PATTERN
STANDARD SUBSECTION 8.5 (PAGE 3 OF 4)*Size:* 6.8 x 6.8 mm

Scale 2:1



PIN(s)	PAD			
	TYPE	SHAPE	SIZE	HOLE
1-2	SMT	Rect	1.4 x 6.2 mm	---

MELF0805*Author:* Ivex*Source:* SURFACE MOUNT DESIGN AND LAND PATTERN
STANDARD SUBSECTION 8.5 (PAGE 3 OF 4)*Size:* 3.8 x 3.8 mm

Scale 2:1



PIN(s)	PAD			
	TYPE	SHAPE	SIZE	HOLE
1-2	SMT	Rect	1.2 x 3.2 mm	---

MELF1206*Author:* Ivex*Source:* SURFACE MOUNT DESIGN AND LAND PATTERN
STANDARD SUBSECTION 8.5 (PAGE 3 OF 4)*Size:* 5 x 5 mm

Scale 2:1



PIN(s)	PAD			
	TYPE	SHAPE	SIZE	HOLE
1-2	SMT	Rect	1.4 x 4.4 mm	---

MELF1406*Author:* Ivex*Source:* SURFACE MOUNT DESIGN AND LAND PATTERN
STANDARD SUBSECTION 8.5 (PAGE 3 OF 4)*Size:* 5.4 x 5.4 mm


Scale 2:1



PIN(s)	PAD			
	TYPE	SHAPE	SIZE	HOLE
1-2	SMT	Rect	1.4 x 4.8 mm	---

MELF2309*Author:* Ivex*Source:* SURFACE MOUNT DESIGN AND LAND PATTERN
STANDARD SUBSECTION 8.5 (PAGE 3 OF 4)*Size:* 7.6 x 7.6 mm

Scale 2:1



PIN(s)	PAD			
	TYPE	SHAPE	SIZE	HOLE
1-2	SMT	Rect	1.4 x 7 mm	---

SOT-23REFLOW*Author:* Ivex*Source:* SURFACE MOUNT DESIGN AND LAND PATTERN
STANDARD SUBSECTION 8.6 (PAGE 3 OF 4)*Size:* 3.5 x 4.2 mm

Scale 2:1



PIN(s)	PAD			
	TYPE	SHAPE	SIZE	HOLE
1-3	SMT	Rect	1 x 1.4 mm	---

SOT-89*Author:* Ivex*Source:* SURFACE MOUNT DESIGN AND LAND PATTERN
STANDARD SUBSECTION 8.7 (PAGE 3 OF 4)*Size:* 4.4 x 6 mm

Scale 2:1



PIN(s)	PAD			
	TYPE	SHAPE	SIZE	HOLE
1-2	SMT	Rect	0.8 x 1.4 mm	---
3	SMT	Rect	1 x 5.4 mm	---

SOD-123*Author:* Ivex*Source:* SURFACE MOUNT DESIGN AND LAND PATTERN

STANDARD SUBSECTION 8.8 (PAGE 3 OF 4)

Size: 5.5 x 1.4 mm

Scale 2:1



PIN(s)	PAD			
	TYPE	SHAPE	SIZE	HOLE
1-2	SMT	Rect	1.5 x 0.8 mm	---

SMB*Author:* Ivex*Source:* SURFACE MOUNT DESIGN AND LAND PATTERN

STANDARD SUBSECTION 8.8 (PAGE 3 OF 4)

Size: 7.3 x 3 mm

Scale 2:1



PIN(s)	PAD			
	TYPE	SHAPE	SIZE	HOLE
1-2	SMT	Rect	2.3 x 2.4 mm	---

SOT-143*Author:* Ivex*Source:* SURFACE MOUNT DESIGN AND LAND PATTERN

STANDARD SUBSECTION 8.9 (PAGE 3 OF 4)

Size: 3.5 x 4.24 mm

Scale 2:1




PIN(s)	PAD			
	TYPE	SHAPE	SIZE	HOLE
1	SMT	Rect	1.2 x 1.44 mm	---
2-4	SMT	Rect	1 x 1.44 mm	---

SOT-223*Author:* Ivex*Source:* SURFACE MOUNT DESIGN AND LAND PATTERN

STANDARD SUBSECTION 8.10 (PAGE 3 OF 4)

Size: 6.4 x 9 mm

Scale 2:1



PIN(s)	PAD			
	TYPE	SHAPE	SIZE	HOLE
1-3	SMT	Rect	1.2 x 2.2 mm	---
4	SMT	Rect	3.6 x 2.2 mm	---

TO-252*Author:* Ivex*Source:* SURFACE MOUNT DESIGN AND LAND PATTERN

STANDARD SUBSECTION 8.11 (PAGE 3 OF 4)

Size: 6.3 x 11.7 mm

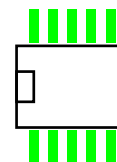
PIN(s)	PAD			
	TYPE	SHAPE	SIZE	HOLE
1-2	SMT	Rect	1.2 x 1.6 mm	---
3	SMT	Rect	5.6 x 5.8 mm	---

Scale 2:1

**CFP-MO-003/10***Author:* Ivex*Source:* - IPC-SM-782, REVISION A - AUGUST 1993*Size:* 7.36 x 10.2 mm

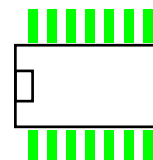
PIN(s)	PAD			
	TYPE	SHAPE	SIZE	HOLE
1-10	SMT	Rect	0.65 x 2.2 mm	---

Scale 2:1

**CFP-MO-003/14***Author:* Ivex*Source:* - IPC-SM-782, REVISION A - AUGUST 1993*Size:* 9.9 x 10.2 mm

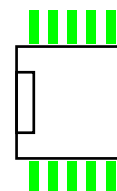
PIN(s)	PAD			
	TYPE	SHAPE	SIZE	HOLE
1-14	SMT	Rect	0.65 x 2.2 mm	---

Scale 2:1

**CFP-MO-004/10***Author:* Ivex*Source:* - IPC-SM-782, REVISION A - AUGUST 1993*Size:* 7.36 x 12.2 mm

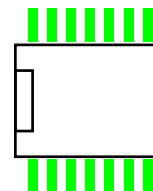
PIN(s)	PAD			
	TYPE	SHAPE	SIZE	HOLE
1-10	SMT	Rect	0.65 x 2.2 mm	---

Scale 2:1

**CFP-MO-004/14***Author:* Ivex*Source:* - IPC-SM-782, REVISION A - AUGUST 1993*Size:* 9.9 x 12.2 mm

PIN(s)	PAD			
	TYPE	SHAPE	SIZE	HOLE
1-14	SMT	Rect	0.65 x 2.2 mm	---

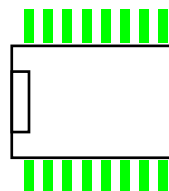
Scale 2:1



CFP-MO-004/16*Author:* Ivex*Source:* - IPC-SM-782, REVISION A - AUGUST 1993*Size:* 11.17 x 12.2 mm

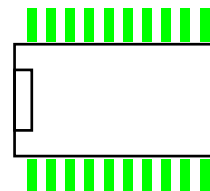
PIN(s)	PAD			
	TYPE	SHAPE	SIZE	HOLE
1-16	SMT	Rect	0.65 x 2.2 mm	---

Scale 2:1

**CFP-MO-018/20***Author:* Ivex*Source:* - IPC-SM-782, REVISION A - AUGUST 1993*Size:* 13.71 x 12.2 mm

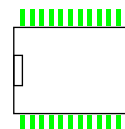
PIN(s)	PAD			
	TYPE	SHAPE	SIZE	HOLE
1-20	SMT	Rect	0.65 x 2.2 mm	---

Scale 2:1

**CFP-MO-019/24***Author:* Ivex*Source:* - IPC-SM-782, REVISION A - AUGUST 1993*Size:* 16.25 x 16.2 mm

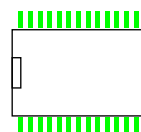
PIN(s)	PAD			
	TYPE	SHAPE	SIZE	HOLE
1-24	SMT	Rect	0.65 x 2.2 mm	---

Scale 1:1

**CFP-MO-019/28***Author:* Ivex*Source:* - IPC-SM-782, REVISION A - AUGUST 1993*Size:* 18.79 x 16.2 mm


PIN(s)	PAD			
	TYPE	SHAPE	SIZE	HOLE
1-28	SMT	Rect	0.65 x 2.2 mm	---

Scale 1:1

**CFP-MO-020/36***Author:* Ivex*Source:* - IPC-SM-782, REVISION A - AUGUST 1993*Size:* 23.87 x 18.2 mm

PIN(s)	PAD			
	TYPE	SHAPE	SIZE	HOLE
1-36	SMT	Rect	0.65 x 2.2 mm	---


Scale 1:1



CFP-MO-020/40*Author:* Ivex*Source:* - IPC-SM-782, REVISION A - AUGUST 1993*Size:* 26.41 x 18.2 mm

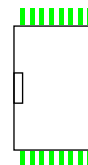
PIN(s)	PAD			
	TYPE	SHAPE	SIZE	HOLE
1-40	SMT	Rect	0.65 x 2.2 mm	---

Scale 1:1

**CFP-MO-021/16***Author:* Ivex*Source:* - IPC-SM-782, REVISION A - AUGUST 1993*Size:* 11.17 x 21.2 mm

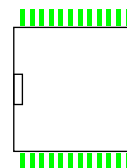
PIN(s)	PAD			
	TYPE	SHAPE	SIZE	HOLE
1-16	SMT	Rect	0.65 x 2.2 mm	---

Scale 1:1

**CFP-MO-021/24***Author:* Ivex*Source:* - IPC-SM-782, REVISION A - AUGUST 1993*Size:* 16.25 x 21.2 mm

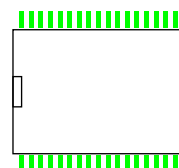
PIN(s)	PAD			
	TYPE	SHAPE	SIZE	HOLE
1-24	SMT	Rect	0.65 x 2.2 mm	---

Scale 1:1

**CFP-MO-021/36***Author:* Ivex*Source:* - IPC-SM-782, REVISION A - AUGUST 1993*Size:* 23.87 x 21.2 mm

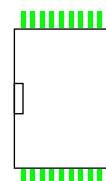
PIN(s)	PAD			
	TYPE	SHAPE	SIZE	HOLE
1-36	SMT	Rect	0.65 x 2.2 mm	---

Scale 1:1

**CFP-MO-022/20***Author:* Ivex*Source:* - IPC-SM-782, REVISION A - AUGUST 1993*Size:* 13.71 x 23.2 mm

PIN(s)	PAD			
	TYPE	SHAPE	SIZE	HOLE
1-20	SMT	Rect	0.65 x 2.2 mm	---

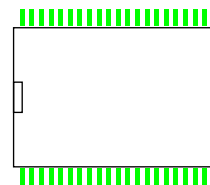
Scale 1:1



CFP-MO-022/42*Author:* Ivex*Source:* - IPC-SM-782, REVISION A - AUGUST 1993*Size:* 27.68 x 23.2 mm

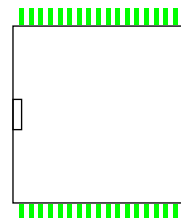
PIN(s)	PAD			
	TYPE	SHAPE	SIZE	HOLE
1-42	SMT	Rect	0.65 x 2.2 mm	---

Scale 1:1

**CFP-MO-023/36***Author:* Ivex*Source:* - IPC-SM-782, REVISION A - AUGUST 1993*Size:* 23.87 x 28.2 mm

PIN(s)	PAD			
	TYPE	SHAPE	SIZE	HOLE
1-36	SMT	Rect	0.65 x 2.2 mm	---

Scale 1:1

**CFP-MO-023/50***Author:* Ivex*Source:* - IPC-SM-782, REVISION A - AUGUST 1993*Size:* 32.76 x 28.2 mm

PIN(s)	PAD			
	TYPE	SHAPE	SIZE	HOLE
1-50	SMT	Rect	0.65 x 2.2 mm	---

Scale 1:1

